

## CREDIT OPINION

16 June 2023

Update



### RATINGS

#### Siauliu Bankas, AB

Domicile	Siauliai, Lithuania
Long Term CRR	A3
Type	LT Counterparty Risk Rating - Fgn Curr
Outlook	Not Assigned
Long Term Debt	Not Assigned
Long Term Deposit	Baa1
Type	LT Bank Deposits - Fgn Curr
Outlook	Stable

Please see the [ratings section](#) at the end of this report for more information. The ratings and outlook shown reflect information as of the publication date.

### Contacts

Juliana Cerenkova +46.8.5179.1254  
 Associate Analyst  
 juliana.cerenkova@moodys.com

Simon James Robin +44 207 772 5347  
 Ainsworth  
 Associate Managing Director  
 simon.ainsworth@moodys.com

Carola Schuler +49.69.70730.766  
 MD-Banking  
 carola.schuler@moodys.com

## Siauliu Bankas, AB

Update following assignment of subordinated debt rating

### Summary

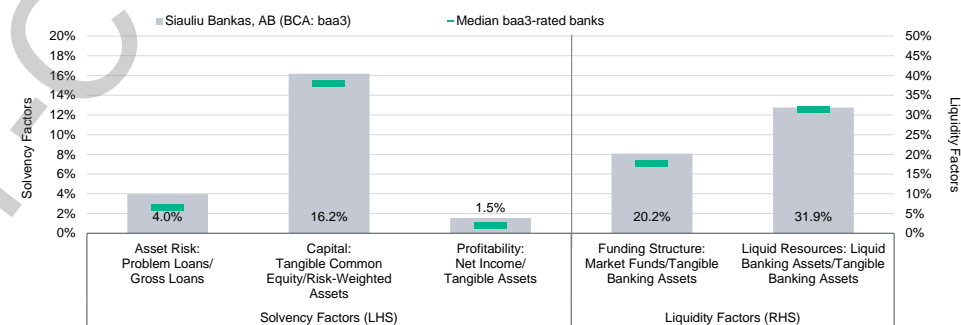
[Siauliu Bankas, AB's](#) Baa1/Prime-2 deposit ratings incorporate a baa3 Baseline Credit Assessment (BCA) and Adjusted BCA, and a two-notch uplift resulting from our Advanced Loss Given Failure (LGF) analysis. The outlook on the long-term deposit ratings is stable.

A local currency Ba1 subordinated debt rating was [assigned](#) on 14 June 2023, reflecting the BCA and one notch downward adjustment to reflect the very high loss rate as indicated by LGF.

The baa3 BCA reflects the operating environment in Lithuania, where the bank has all of its operations; the continued improvement in solvency, together with a deposit based funding and adequate liquidity profile.

The probability of support from the [Government of Lithuania](#) (A2 stable) to Siauliu Bankas is low, resulting in no further uplift to its deposit rating.

Exhibit 1  
 Rating Scorecard - Key financial ratios



These are our [Banks Methodology](#) scorecard ratios. Asset risk and profitability reflect the weaker of either the three-year average or the latest reported ratio. The capital ratio is the latest reported figure. The funding structure and liquid asset ratios are the latest year-end figures.

Source: Moody's Investors Service

## Credit strengths

- » Robust capital, with significant capacity above regulatory requirements
- » Strong profitability, which supports internal capital generation capacity
- » Sound funding and liquidity, underpinned by its stable deposit base

## Credit challenges

- » Relatively high level of NPLs compared to peers
- » Sector concentration in the more vulnerable SME segment along with high loan growth

## Outlook

The stable outlook on the long-term deposit ratings reflects Moody's expectations that Siauliu Bankas will be able to absorb moderate deterioration in asset quality without any meaningful deterioration in capitalization, much due to the very strong profitability, which will be the main source of buffers if additional loan loss provisions are taken. Furthermore, Moody's expects that Siauliu Bankas will repay its TLTRO during 2023 and 2024 by using maturing securities. This will lead to an improvement in the funding structure ratio, and a deterioration in the available liquid assets, having a neutral effect on the standalone assessment of the bank.

## Factors that could lead to an upgrade

Siauliu Bankas' ratings could be upgraded should the bank's standalone strength improve; with a lower long-term problem loans to gross loans ratio and higher coverage ratio, and strong capitalization with TCE/RWA above 16%, and recurring net income to tangible assets above 1.5%, while maintaining a strong liquidity profile and improving the maturity profile of its debt issuance. The ratings could also be upgraded following significant issuances of loss absorbing debt.

## Factors that could lead to a downgrade

Conversely, downward pressure on Siauliu Bankas could develop if the operating environment deteriorated more than expected, resulting in a significant weakening of the bank's asset quality, profitability or capital. An unsuccessful refinancing of its outstanding senior debt could also trigger a downgrade of the ratings. Furthermore, the rating could come under pressure if the risk appetite of the bank was to increase, resulting in a weakening of its asset quality or increase volatility in its earnings.

The ratings could also be downgraded because of lower volumes of loss-absorbing liabilities protecting creditors and depositors in case of failure.

## Key indicators

Exhibit 2

### Siauliu Bankas, AB (Consolidated Financials) [1]

	03-23 <sup>2</sup>	12-22 <sup>2</sup>	12-21 <sup>2</sup>	12-20 <sup>2</sup>	12-19 <sup>2</sup>	CAGR/Avg. <sup>3</sup>
Total Assets (EUR Million)	4,230.8	4,184.5	3,962.5	3,028.8	2,508.2	17.5 <sup>4</sup>
Total Assets (USD Million)	4,596.5	4,465.9	4,489.9	3,706.0	2,815.4	16.3 <sup>4</sup>
Tangible Common Equity (EUR Million)	420.1	419.2	388.9	336.6	295.0	11.5 <sup>4</sup>
Tangible Common Equity (USD Million)	456.5	447.3	440.7	411.8	331.1	10.4 <sup>4</sup>
Problem Loans / Gross Loans (%)	2.9	2.8	3.4	6.8	5.3	4.2 <sup>5</sup>
Tangible Common Equity / Risk Weighted Assets (%)	16.2	16.1	17.5	16.6	17.0	16.7 <sup>6</sup>
Problem Loans / (Tangible Common Equity + Loan Loss Reserve) (%)	16.9	16.3	17.2	32.3	27.0	21.9 <sup>5</sup>
Net Interest Margin (%)	3.4	2.7	2.4	2.7	3.1	2.8 <sup>5</sup>
PPI / Average RWA (%)	4.2	3.4	3.3	3.5	4.1	3.7 <sup>6</sup>
Net Income / Tangible Assets (%)	1.8	1.5	1.4	1.4	2.1	1.6 <sup>5</sup>
Cost / Income Ratio (%)	36.8	41.8	40.3	39.8	37.9	39.3 <sup>5</sup>

This publication does not announce a credit rating action. For any credit ratings referenced in this publication, please see the issuer/deal page on <https://ratings.moody.com> for the most updated credit rating action information and rating history.

Market Funds / Tangible Banking Assets (%)	20.1	20.2	19.5	7.7	3.0	14.1 <sup>5</sup>
Liquid Banking Assets / Tangible Banking Assets (%)	31.3	31.9	40.6	33.6	23.6	32.2 <sup>5</sup>
Gross Loans / Due to Customers (%)	97.4	96.8	80.5	77.5	84.9	87.4 <sup>5</sup>

[1] All figures and ratios are adjusted using Moody's standard adjustments. [2] Basel III - fully loaded or transitional phase-in; IFRS. [3] May include rounding differences because of the scale of reported amounts. [4] Compound annual growth rate (%) based on the periods for the latest accounting regime. [5] Simple average of periods for the latest accounting regime. [6] Simple average of Basel III periods.

Sources: Moody's Investors Service and company filings

## Profile

Siauliu Bankas, AB was established in 1992 in Siauliai, Lithuania, and is publicly traded on Nasdaq Vilnius. The bank had six subsidiaries as of March 2023. Siauliu Bankas is focused on finance leasing and consumer credits, life insurance, investment management activities, real estate management activities, and the development of residential areas in Lithuania, and it started offering deposit services in Germany in April 2019. The bank was 20% directly owned by the [European Bank for Reconstruction & Development](#) (EBRD, Aaa stable) as of March 2023. However, in December 2021, EBRD announced that it intends to reduce its ownership in Siauliu Bankas down to 8% through a sale of the bank's shares to three parties by June 2024.

Siauliu Bankas held €4.2 billion in assets as of March 2023 and, with a market share of 7.3% in terms of assets as of year-end 2022, it is the fourth-largest bank in Lithuania, excluding Luminor's Lithuanian branch. The bank operates in all major cities and financially active regional centres of Lithuania. As of March 2023, the bank had 56 regional customer service points across the country and 846 employees.

## Recent developments

On 9 May 2023 [Lithuania's](#) (A2 stable) parliament [approved](#) a temporary tax on banks' net interest income. The government will levy a 60% tax on banks' extraordinary gains, defined as the proportion of a bank's net interest income (NII) that is more than 50% higher than its four-year average, subject to additional safeguards. The tax will be applied on NII in 2023 and 2024. The government expects to collect over €400 million in tax proceeds over the two years.

On 22 November 2022 Siauliu Bankas and AB Invalda INVL signed an agreement on the merger of part of their retail businesses. After the closing of the transaction, the Siauliu Bankas group, in addition to the financial services it already offers, will manage second- and third-pillar pension funds and mutual funds in Lithuania and will provide life insurance services throughout the Baltic countries. It is planned for the bank's subsidiary SB Draudimas to take over AB Invalda INVL's life insurance business in Lithuania, Latvia and Estonia, while the pension and mutual funds business in Lithuania will be carried out through a newly established company within the Siauliu Bankas group. The transaction is expected to be completed within one year, subject to the necessary approvals. The new business is expected to be fully onboarded by the end of 2023.

In order to implement the merger a new Siauliu Bankas group company was established on 7 February 2023 – SB Asset Management UAB.

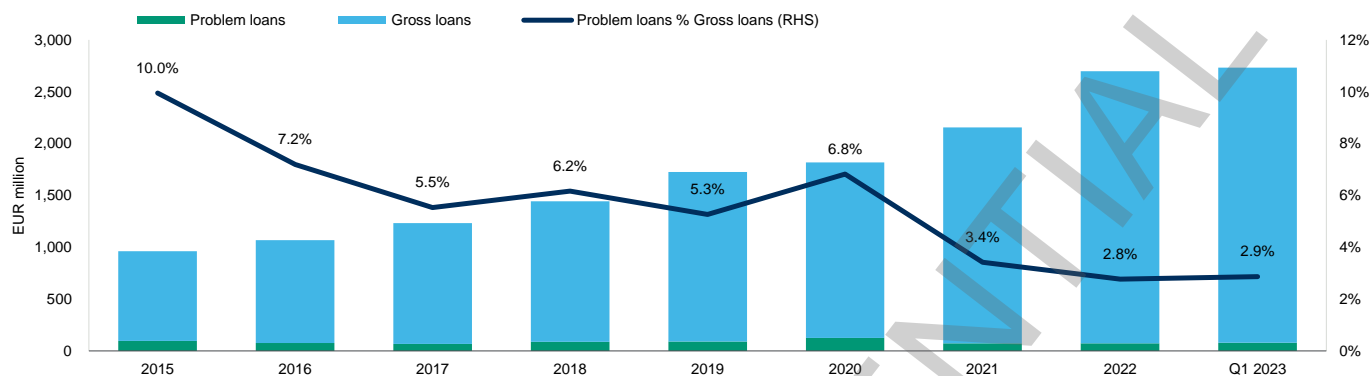
## Detailed credit considerations

### High loan growth in recent years

Lithuania's strong economic development has allowed Siauliu Bankas to reduce its problem loans to gross loans ratio to 2.9% as of March 2023 from 6.8% the end of 2020 (see Exhibit 3). The improved problem loan ratio, which also reflects rapid lending growth, is close to the global 2.6% median of its baa3 BCA peers.

The coverage ratio (loan loss reserves/problem loans) was around 53% as of March 2023, higher than the 38.2% as of year-end 2020, but significantly lower than the 98.4% global median for its baa3 BCA peers.

Exhibit 3

**Problem loans decline as operating environment has been supportive**

The increase in the problem loan ratio in 2018 was because of a change in definition of Stage 3 gross loans following the introduction of IFRS9.

Sources: Company reports and Moody's Investors Service

Because of the gradual recovery in economic activity in 2021, combined with high inflation and loans bought from Danske Bank, Siauliu Bankas' gross loan portfolio grew 18% in the year, following a slowdown to 5% growth in 2020. A further 25% growth was recorded in 2022, with growth slowing down in the first quarter of 2023 to 1%. While we expect increased competition to limit the bank's ability to increase its market share, still relatively high inflation will drive high loan growth in 2023. Despite a more difficult operating environment in 2023, we expect the bank to maintain its problem loan ratio below the historical level. We continue to incorporate risks in our assessment because of the rapid loan growth and concentration in the more vulnerable SME segment and, therefore, assign an Asset Risk score of b2.

**Robust capital with considerable capacity above the regulatory requirements**

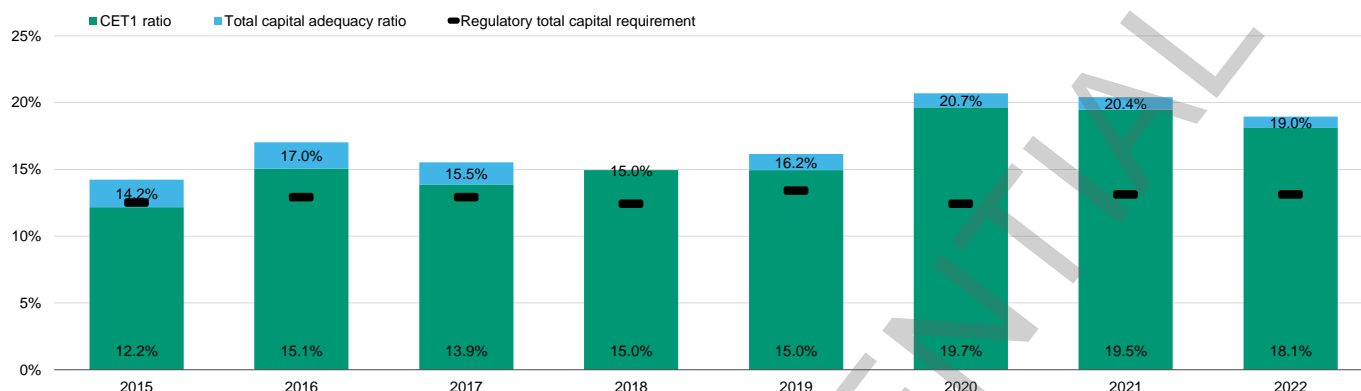
As of March 2023, the bank's TCE/RWA ratio was 16.2%, down from 17.5% as of year-end 2021 and in line with 16.1% as of year-end 2022. The decrease in the ratio in 2022 was mainly driven by high loan growth and resumed dividend payouts. Siauliu Bankas has strong internal capital generation capacity. Since 2018, the bank's dividend policy is to pay out at least 25% of the group's annual earnings. Following the retention of all profit in 2020, the bank resumed dividend payments in 2021, distributing 6% of 2020's net profit, 40% of 2021's net profit in 2022 and 25% of 2022's net profit in 2023.

Siauliu Bankas reported a phased-in Common Equity Tier 1 capital ratio of 18.1% and a total capital ratio of 19.0% as of 31 December 2022, which corresponds to significant capacity above the total regulatory requirement of 13.3%, including a 1% buffer because of its designation as an Other Systemically Important Institution (O-SII)<sup>1</sup>, and a capital conservation buffer of 2.5%. In the most recent Supervisory Review and Evaluation Process (SREP) in December 2022, Pillar II requirement was increased to 2.05% from previous 1.6%, effective from January 2023. Nonbinding Pillar 2 guidance requirement of 1.75% previously set by the European Central Bank (ECB) remained unchanged.

Our assessment of Siauliu Bankas' robust capital is reflected in the assigned a1 Capital score.

Exhibit 4

## Evolution of Siauliu Bankas' capital position



Sources: Company reports and Moody's Investors Service

## Strong profitability supported by higher interest rate margins

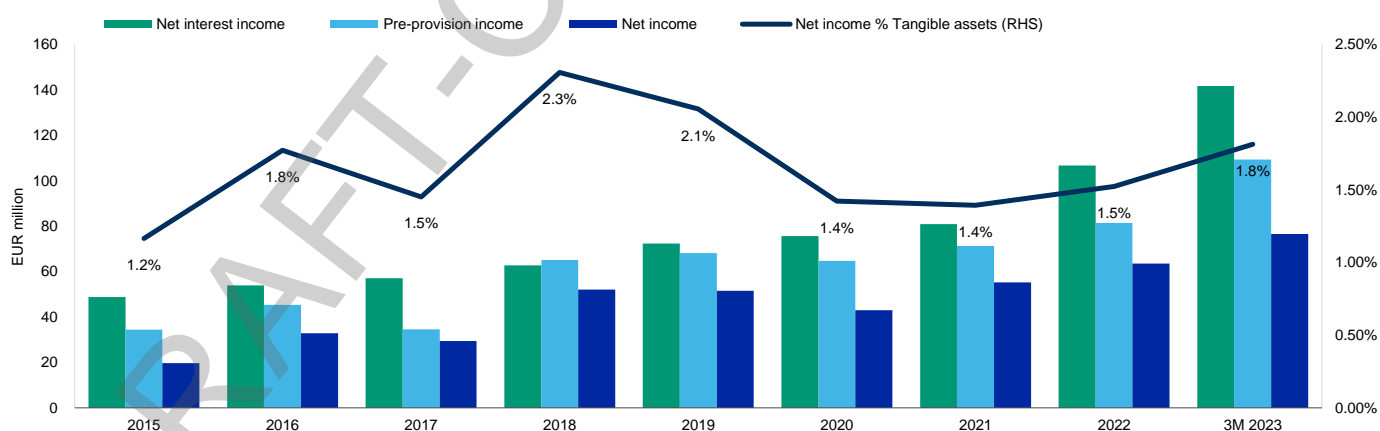
Siauliu Bankas' solid recurring revenue generation capacity is a credit strength, supporting the bank's Profitability score of a3. The score captures the bank's sound profitability metrics and expect trend. The bank will also likely incur higher expenses as a result of high, although receding, inflation and investments needed to onboard the acquired portfolio from Invalda in 2022.

The bank's net profit reached €19.2 million in the first three months of 2023, up from €11.5 million in the same period in 2022. The main driver for increased profitability was strengthening in the net interest margin following the repricing of floating rate loans. The bank's net income/tangible assets ratio reached 1.8% for the first quarter of 2023 (2022: 1.5%), a considerable increase from 1.2% in March 2022.

Net fees and commission income increased by 9% year over year in 2022, mainly driven by higher income from cash operations and account administration.

Exhibit 5

## Profitability metrics and drivers over recent years



Metrics shown for the first three months (3M) of 2023 are annualised.

Sources: Company reports and Moody's Investors Service

## Sound funding and liquidity, underpinned by a deposit-based funding model

We assess Siauliu Bankas' funding and liquidity based on its funding structure and stock of liquid assets. We assign a Funding score of ba1, adjusted one notch below the initial score, which incorporates the high share of corporate deposits and the large refinancing hurdle of its senior bond. The relatively high share of corporate deposits are considered more volatile than retail deposits. The bank has increased its market funding to comply with its Minimum Requirement for Eligible Liabilities and own funds (MREL). Market funds

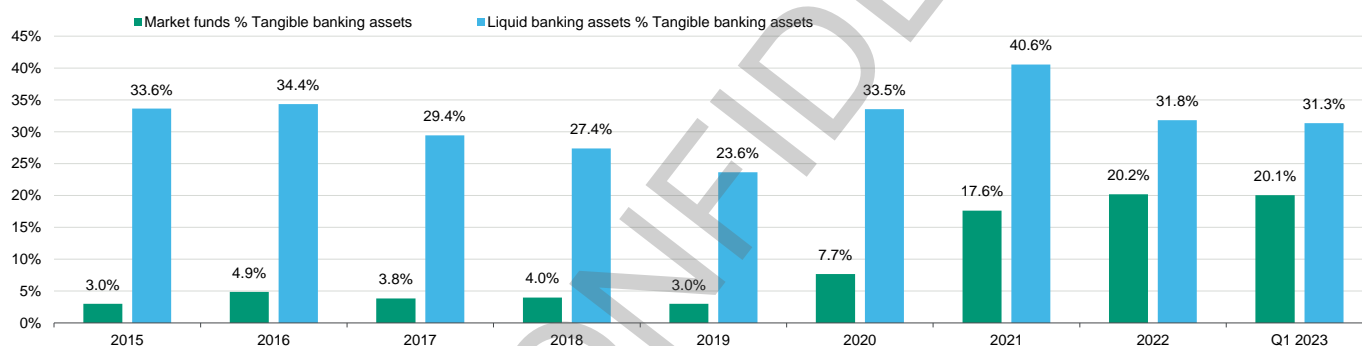
reached 20.1% of tangible banking assets as of the end of March 2023, following the issuance of a senior preferred bond of €75 million in October 2021 and an additional top up issue of €85 million in 2022. The bond has a maturity in October 2025 but needs to be refinanced one year prior for the bank to be able to fulfill its MREL, creating a refinancing hurdle for the bank. The remaining market funding consists mostly of TLTRO which will be fully repaid in 2024 and is matched by maturing securities. The market funding ratio will decrease once TLTRO is repaid but the refinancing hurdle of the senior bond constrains the funding structure score.

The bank's loan-to-deposit ratio was 97%, as a result of a more rapid growth in loans (21.3%) over the 12-month period that ended in March 2023. The bank's decision to take part in ECB's TLTRO III program has also boosted its liquidity, with estimated liquid banking assets at 31% of tangible banking assets as of March 2023. Once TLTRO funding is fully repaid in 2024, bank's liquidity ratio will decrease, which is reflected in our assigned baa3 score.

In our assessment of liquidity, we only consider cash and government bonds held to maturity, mainly Lithuanian. As of March 2023, Siauliu Bankas also invested €136 million in investment-grade corporate bonds, corresponding to around 3% of tangible banking assets.

Exhibit 6

### Siauliu Bankas' funding and liquidity are constrained by more volatile junior deposits



Sources: Company reports and Moody's Investors Service

### Sources of facts and figures cited in this report

Unless noted otherwise, the bank-specific figures originate from banks' reports and Moody's Banking Financial Metrics. All figures are based on our own chart of accounts and may be adjusted for analytical purposes. Please see [Financial Statement Adjustments in the Analysis of Financial Institutions](#), published on 9 August 2018.

### ESG considerations

#### Siauliu Bankas, AB's ESG Credit Impact Score is Neutral-to-Low CIS-2

Exhibit 7

### ESG Credit Impact Score

**CIS-2**  
Neutral-to-Low




For an issuer scored CIS-2 (Neutral-to-Low), its ESG attributes are overall considered as having a neutral-to-low impact on the current rating; i.e., the overall influence of these attributes on the rating is non-material.

Source: Moody's Investors Service

Siauliu's ESG Credit Impact Score is neutral-to-low (**CIS-2**). This reflects the limited credit impact of environmental and social factors on the rating to date, and neutral-to-low governance risks.

Exhibit 8

#### ESG Issuer Profile Scores



Source: Moody's Investors Service

#### Environmental

Siauliu faces moderate environmental risks primarily because of its portfolio exposure to carbon transition risk as a diversified bank. In line with its peers, the bank is facing mounting business risks and stakeholder pressure to meet broader carbon transition goals. In response, Siauliu is developing its climate risk and portfolio management capabilities.

#### Social

Siauliu faces high industry-wide social risks particularly related to customer relations risk and associated regulatory and litigation risks, requiring high compliance standards. These risks are mitigated by the bank's developed policies and procedures. High cyber and personal data risks are mitigated by the bank's strong IT framework.

#### Governance

Siauliu faces low governance risks. Siauliu is a regional bank with an adequate track record of good risk management and financial strategy. Loan growth has been high in the past years but focused on segment with lower risk, such as mortgages. The bank has a clear and simple organisational structure with no identified concerns regarding ownership and control. Due to the historical AML issues in the Baltic countries, financial crime is a high risk, but low exposures to non-resident clients reduce the risk for Siauliu.

ESG Issuer Profile Scores and Credit Impact Scores for the rated entity/transaction are available on [Moody's.com](https://www.moodys.com). In order to view the latest scores, please click [here](#) to go to the landing page for the entity/transaction on MDC and view the ESG Scores section.

### Support and structural considerations

#### Loss Given Failure (LGF) analysis

We apply our Advanced LGF analysis to Siauliu Bankas because the bank is subject to the European Union Bank Resolution and Recovery Directive, which we consider an operational resolution regime. For this analysis, we assume that equity and losses are at 3% and 8%, respectively, of tangible banking assets in a failure scenario. We also assume a 25% run-off of junior wholesale deposits, a 5% run-off in preferred deposits and a 26% proportion of junior deposits. These are in line with our standard assumptions.

Siauliu Bankas' deposits are likely to face very low loss given failure because of the loss absorption provided by the large volume of junior deposits. Siauliu Bankas' deposits are rated two notches above the baa3 Adjusted BCA because of a significant buffer of liabilities eligible for bail-in.

The subordinated debt rating of Ba1 face very high loss rate because both of the subordination to senior creditors and the uncertainty associated with the timing of a potential write-off.

#### Government support considerations

We assign a low probability of government support for deposits, which does not translate into any uplift. Likewise, the CR Assessment does not benefit from government support.

### Counterparty Risk Ratings (CRRs)

#### Siauliu Bankas' CRRs are positioned at A3/P-2

Siauliu Bankas' CRRs are A3/P-2, incorporating three notches of uplift from the LGF analysis. There is a considerable volume of loss-absorbing liabilities junior to the CRR obligations. In this case, we assume a nominal volume at failure, because we are not able to accurately assess the volume of CRR liabilities at failure or the inherently more volatile nature of such liabilities as the bank approaches failure. The ratings incorporate three notches of uplift for the CRRs from the bank's Adjusted BCA of baa3.

### Counterparty Risk (CR) Assessment

#### Siauliu Bankas' CR Assessment is positioned at A3(cr)/P-2(cr)

The CR Assessment, before government support, is three notches above the Adjusted BCA of baa3. The main difference with our Advanced LGF approach used to determine instrument ratings is that the CR Assessment captures the probability of default on certain senior obligations, rather than the expected loss; therefore, we focus purely on subordination and take no account of the volume of the instrument class.

### Methodology and scorecard

#### About Moody's Bank Scorecard

Our scorecard is designed to capture, express and explain in summary form our Rating Committee's judgement. When read in conjunction with our research, a fulsome presentation of our judgement is expressed. As a result, the output of our scorecard may materially differ from that suggested by raw data alone (though it has been calibrated to avoid the frequent need for strong divergence). The scorecard output and the individual scores are discussed in rating committees and may be adjusted up or down to reflect conditions specific to each rated entity.



## Rating methodology and scorecard factors

Exhibit 9

Siauliu Bankas, AB

Macro Factors											
Weighted Macro Profile		Strong - 100%									
Factor	Historic Ratio	Initial Score	Expected Trend	Assigned Score	Key driver #1	Key driver #2					
Solvency											
Asset Risk											
Problem Loans / Gross Loans	4.0%	baa2	↔	b2	Loan growth	Sector concentration					
Capital											
Tangible Common Equity / Risk Weighted Assets (Basel III - transitional phase-in)	16.2%	a1	↔	a1	Expected trend						
Profitability											
Net Income / Tangible Assets	1.5%	a3	↔	a3	Expected trend						
Combined Solvency Score		a3		baa2							
Liquidity											
Funding Structure											
Market Funds / Tangible Banking Assets	20.2%	baa3	↑↑	ba1	Deposit quality	Term structure					
Liquid Resources											
Liquid Banking Assets / Tangible Banking Assets	31.9%	a3	↓↓	baa3	Expected trend	Quality of liquid assets					
Combined Liquidity Score		baa2		ba1							
Financial Profile											
Qualitative Adjustments				Adjustment							
Business Diversification				0							
Opacity and Complexity				0							
Corporate Behavior				0							
Total Qualitative Adjustments				0							
Sovereign or Affiliate constraint				A2							
BCA Scorecard-indicated Outcome - Range				baa2 - ba1							
Assigned BCA				baa3							
Affiliate Support notching				0							
Adjusted BCA				baa3							
<b>Balance Sheet</b>											
		in-scope (EUR Million)		% in-scope		at-failure (EUR Million)		% at-failure			
Other liabilities		1 108		26.3%		1 394		33.1%			
Deposits		2 804		66.5%		2 518		59.7%			
Preferred deposits		2 075		49.2%		1 971		46.7%			
Junior deposits		729		17.3%		547		13.0%			
Senior unsecured bank debt		160		3.8%		160		3.8%			
Dated subordinated bank debt		20		0.5%		20		0.5%			
Equity		127		3.0%		127		3.0%			
Total Tangible Banking Assets		4 219		100.0%		4 219		100.0%			
<b>Debt Class</b>											
		De Jure waterfall		De Facto waterfall		Notching		LGF	Assigned	Additional	Preliminary
		Instrument	Sub-	Instrument	Sub-	De Jure	De Facto	Notching	LGF	Notching	Rating
		subordination	ordination	subordination	ordination			Guidance	notching		Assessment
								vs.			
								Adjusted			
								BCA			
Counterparty Risk Rating	20.2%	20.2%	20.2%	20.2%	20.2%	3	3	3	3	0	a3
Counterparty Risk Assessment	20.2%	20.2%	20.2%	20.2%	20.2%	3	3	3	3	0	a3 (cr)
Deposits	20.2%	3.5%	20.2%	7.3%	20.2%	2	2	2	2	0	baa1
Dated subordinated bank debt	3.5%	3.0%	3.5%	3.0%	20.2%	-1	-1	-1	-1	0	ba1

Instrument Class	Loss Given Failure notching	Additional notching	Preliminary Rating Assessment	Government Support notching	Local Currency Rating	Foreign Currency Rating
Counterparty Risk Rating	3	0	a3	0	A3	A3
Counterparty Risk Assessment	3	0	a3 (cr)	0	A3(cr)	
Deposits	2	0	baa1	0	Baa1	Baa1
Dated subordinated bank debt	-1	0	ba1	0	Ba1	

[1] Where dashes are shown for a particular factor (or sub-factor), the score is based on non-public information.

Source: Moody's Investors Service

## Ratings

Exhibit 10

Category	Moody's Rating
<b>SIAULIU BANKAS, AB</b>	
Outlook	Stable
Counterparty Risk Rating	A3/P-2
Bank Deposits	Baa1/P-2
Baseline Credit Assessment	baa3
Adjusted Baseline Credit Assessment	baa3
Counterparty Risk Assessment	A3(cr)/P-2(cr)
Subordinate -Dom Curr	Ba1

Source: Moody's Investors Service

## Endnotes

1 Please see [Lithuania raises Siauliu Bankas' capital requirements, a credit positive](#), 3 December 2018.

© 2023 Moody's Corporation, Moody's Investors Service, Inc., Moody's Analytics, Inc. and/or their licensors and affiliates (collectively, "MOODY'S"). All rights reserved. CREDIT RATINGS ISSUED BY MOODY'S CREDIT RATINGS AFFILIATES ARE THEIR CURRENT OPINIONS OF THE RELATIVE FUTURE CREDIT RISK OF ENTITIES, CREDIT COMMITMENTS, OR DEBT OR DEBT-LIKE SECURITIES, AND MATERIALS, PRODUCTS, SERVICES AND INFORMATION PUBLISHED BY MOODY'S (COLLECTIVELY, "PUBLICATIONS") MAY INCLUDE SUCH CURRENT OPINIONS. MOODY'S DEFINES CREDIT RISK AS THE RISK THAT AN ENTITY MAY NOT MEET ITS CONTRACTUAL FINANCIAL OBLIGATIONS AS THEY COME DUE AND ANY ESTIMATED FINANCIAL LOSS IN THE EVENT OF DEFAULT OR IMPAIRMENT. SEE APPLICABLE MOODY'S RATING SYMBOLS AND DEFINITIONS PUBLICATION FOR INFORMATION ON THE TYPES OF CONTRACTUAL FINANCIAL OBLIGATIONS ADDRESSED BY MOODY'S CREDIT RATINGS. CREDIT RATINGS DO NOT ADDRESS ANY OTHER RISK, INCLUDING BUT NOT LIMITED TO: LIQUIDITY RISK, MARKET VALUE RISK, OR PRICE VOLATILITY. CREDIT RATINGS, NON-CREDIT ASSESSMENTS ("ASSESSMENTS"), AND OTHER OPINIONS INCLUDED IN MOODY'S PUBLICATIONS ARE NOT STATEMENTS OF CURRENT OR HISTORICAL FACT. MOODY'S PUBLICATIONS MAY ALSO INCLUDE QUANTITATIVE MODEL-BASED ESTIMATES OF CREDIT RISK AND RELATED OPINIONS OR COMMENTARY PUBLISHED BY MOODY'S ANALYTICS, INC. AND/OR ITS AFFILIATES. MOODY'S CREDIT RATINGS, ASSESSMENTS, OTHER OPINIONS AND PUBLICATIONS DO NOT CONSTITUTE OR PROVIDE INVESTMENT OR FINANCIAL ADVICE, AND MOODY'S CREDIT RATINGS, ASSESSMENTS, OTHER OPINIONS AND PUBLICATIONS ARE NOT AND DO NOT PROVIDE RECOMMENDATIONS TO PURCHASE, SELL, OR HOLD PARTICULAR SECURITIES. MOODY'S CREDIT RATINGS, ASSESSMENTS, OTHER OPINIONS AND PUBLICATIONS DO NOT COMMENT ON THE SUITABILITY OF AN INVESTMENT FOR ANY PARTICULAR INVESTOR. MOODY'S ISSUES ITS CREDIT RATINGS, ASSESSMENTS AND OTHER OPINIONS AND PUBLISHES ITS PUBLICATIONS WITH THE EXPECTATION AND UNDERSTANDING THAT EACH INVESTOR WILL, WITH DUE CARE, MAKE ITS OWN STUDY AND EVALUATION OF EACH SECURITY THAT IS UNDER CONSIDERATION FOR PURCHASE, HOLDING, OR SALE.

MOODY'S CREDIT RATINGS, ASSESSMENTS, OTHER OPINIONS, AND PUBLICATIONS ARE NOT INTENDED FOR USE BY RETAIL INVESTORS AND IT WOULD BE RECKLESS AND INAPPROPRIATE FOR RETAIL INVESTORS TO USE MOODY'S CREDIT RATINGS, ASSESSMENTS, OTHER OPINIONS OR PUBLICATIONS WHEN MAKING AN INVESTMENT DECISION. IF IN DOUBT YOU SHOULD CONTACT YOUR FINANCIAL OR OTHER PROFESSIONAL ADVISER.

ALL INFORMATION CONTAINED HEREIN IS PROTECTED BY LAW, INCLUDING BUT NOT LIMITED TO, COPYRIGHT LAW, AND NONE OF SUCH INFORMATION MAY BE COPIED OR OTHERWISE REPRODUCED, REPACKAGED, FURTHER TRANSMITTED, TRANSFERRED, DISSEMINATED, REDISTRIBUTED OR RESOLD, OR STORED FOR SUBSEQUENT USE FOR ANY SUCH PURPOSE, IN WHOLE OR IN PART, IN ANY FORM OR MANNER OR BY ANY MEANS WHATSOEVER, BY ANY PERSON WITHOUT MOODY'S PRIOR WRITTEN CONSENT.

MOODY'S CREDIT RATINGS, ASSESSMENTS, OTHER OPINIONS AND PUBLICATIONS ARE NOT INTENDED FOR USE BY ANY PERSON AS A BENCHMARK AS THAT TERM IS DEFINED FOR REGULATORY PURPOSES AND MUST NOT BE USED IN ANY WAY THAT COULD RESULT IN THEM BEING CONSIDERED A BENCHMARK.

All information contained herein is obtained by MOODY'S from sources believed by it to be accurate and reliable. Because of the possibility of human or mechanical error as well as other factors, however, all information contained herein is provided "AS IS" without warranty of any kind. MOODY'S adopts all necessary measures so that the information it uses in assigning a credit rating is of sufficient quality and from sources MOODY'S considers to be reliable including, when appropriate, independent third-party sources. However, MOODY'S is not an auditor and cannot in every instance independently verify or validate information received in the credit rating process or in preparing its Publications.

To the extent permitted by law, MOODY'S and its directors, officers, employees, agents, representatives, licensors and suppliers disclaim liability to any person or entity for any indirect, special, consequential, or incidental losses or damages whatsoever arising from or in connection with the information contained herein or the use of or inability to use any such information, even if MOODY'S or any of its directors, officers, employees, agents, representatives, licensors or suppliers is advised in advance of the possibility of such losses or damages, including but not limited to: (a) any loss of present or prospective profits or (b) any loss or damage arising where the relevant financial instrument is not the subject of a particular credit rating assigned by MOODY'S.

To the extent permitted by law, MOODY'S and its directors, officers, employees, agents, representatives, licensors and suppliers disclaim liability for any direct or compensatory losses or damages caused to any person or entity, including but not limited to by any negligence (but excluding fraud, willful misconduct or any other type of liability that, for the avoidance of doubt, by law cannot be excluded) on the part of, or any contingency within or beyond the control of, MOODY'S or any of its directors, officers, employees, agents, representatives, licensors or suppliers, arising from or in connection with the information contained herein or the use of or inability to use any such information.

NO WARRANTY, EXPRESS OR IMPLIED, AS TO THE ACCURACY, TIMELINESS, COMPLETENESS, MERCHANTABILITY OR FITNESS FOR ANY PARTICULAR PURPOSE OF ANY CREDIT RATING, ASSESSMENT, OTHER OPINION OR INFORMATION IS GIVEN OR MADE BY MOODY'S IN ANY FORM OR MANNER WHATSOEVER.

Moody's Investors Service, Inc., a wholly-owned credit rating agency subsidiary of Moody's Corporation ("MCO"), hereby discloses that most issuers of debt securities (including corporate and municipal bonds, debentures, notes and commercial paper) and preferred stock rated by Moody's Investors Service, Inc. have, prior to assignment of any credit rating, agreed to pay to Moody's Investors Service, Inc. for credit ratings opinions and services rendered by it fees ranging from \$1,000 to approximately \$5,000,000. MCO and Moody's Investors Service also maintain policies and procedures to address the independence of Moody's Investors Service credit ratings and credit rating processes. Information regarding certain affiliations that may exist between directors of MCO and rated entities, and between entities who hold credit ratings from Moody's Investors Service, Inc. and have also publicly reported to the SEC an ownership interest in MCO of more than 5%, is posted annually at [www.moody.com](http://www.moody.com) under the heading "Investor Relations — Corporate Governance — Charter Documents - Director and Shareholder Affiliation Policy."

Additional terms for Australia only: Any publication into Australia of this document is pursuant to the Australian Financial Services License of MOODY'S affiliate, Moody's Investors Service Pty Limited ABN 61 003 399 657 AFSL 336969 and/or Moody's Analytics Australia Pty Ltd ABN 94 105 136 972 AFSL 383569 (as applicable). This document is intended to be provided only to "wholesale clients" within the meaning of section 761G of the Corporations Act 2001. By continuing to access this document from within Australia, you represent to MOODY'S that you are, or are accessing the document as a representative of, a "wholesale client" and that neither you nor the entity you represent will directly or indirectly disseminate this document or its contents to "retail clients" within the meaning of section 761G of the Corporations Act 2001. MOODY'S credit rating is an opinion as to the creditworthiness of a debt obligation of the issuer, not on the equity securities of the issuer or any form of security that is available to retail investors.

Additional terms for Japan only: Moody's Japan K.K. ("MJKK") is a wholly-owned credit rating agency subsidiary of Moody's Group Japan G.K., which is wholly-owned by Moody's Overseas Holdings Inc., a wholly-owned subsidiary of MCO. Moody's SF Japan K.K. ("MSFJ") is a wholly-owned credit rating agency subsidiary of MJKK. MSFJ is not a Nationally Recognized Statistical Rating Organization ("NRSRO"). Therefore, credit ratings assigned by MSFJ are Non-NRSRO Credit Ratings. Non-NRSRO Credit Ratings are assigned by an entity that is not a NRSRO and, consequently, the rated obligation will not qualify for certain types of treatment under U.S. laws. MJKK and MSFJ are credit rating agencies registered with the Japan Financial Services Agency and their registration numbers are FSA Commissioner (Ratings) No. 2 and 3 respectively.

MJKK or MSFJ (as applicable) hereby disclose that most issuers of debt securities (including corporate and municipal bonds, debentures, notes and commercial paper) and preferred stock rated by MJKK or MSFJ (as applicable) have, prior to assignment of any credit rating, agreed to pay to MJKK or MSFJ (as applicable) for credit ratings opinions and services rendered by it fees ranging from JPY100,000 to approximately JPY550,000,000.

MJKK and MSFJ also maintain policies and procedures to address Japanese regulatory requirements.

REPORT NUMBER 1371996

## CLIENT SERVICES

Americas	1-212-553-1653
Asia Pacific	852-3551-3077
Japan	81-3-5408-4100
EMEA	44-20-7772-5454

DRAFT-CONFIDENTIAL