

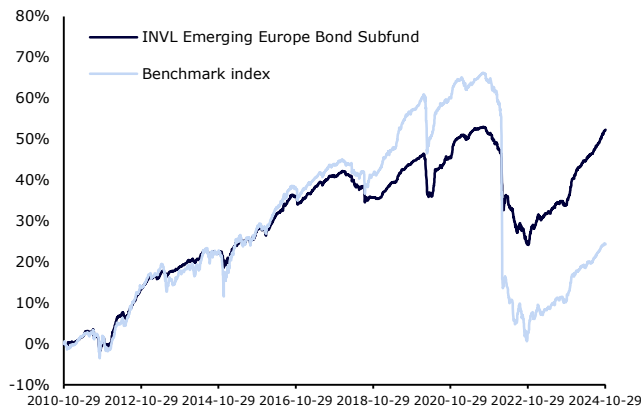
STRATEGY

The objective of the subfund is to ensure balanced growth of the assets of the subfund by investing at least 85 percent of its net assets in the investment units of Class I of the fund INVL Emerging Europe Bond Fund (hereinafter – the Master Fund) of the umbrella investment fund INVL Fund intended for institutional investors established in the Grand Duchy of Luxembourg. This way, the subfund will operate as a feeder subfund. In its turn, the Master Fund invests up to 100 percent of its assets in government and corporate debt securities in Emerging Europe.
Recommended investment term – minimum 1 - 2 years.

FACTS

Management company	SB Asset Management
ISIN code	LTIF00000468
Inception date	2010-10-29
Minimum investment	EUR 0
AUM, EUR M	8.3
Strategy AUM, EUR M	280
Management fee	0.45%
Currency	EUR
Countries of distribution	Lithuania, Latvia, Denmark, Finland, Norway, Germany

For more information on the fund (prospectus, benchmark, results) please click on the link below:
<https://www.sb.lt/en/private/investing/investment-funds/invl-emerging-europe-bond-subfund>

RESULTS


	Fund	Benchmark ***
Return YTD	8.4%	6.2%
Return 1Y	13.3%	12.0%
Return 3Y	0.7%	-24.2%
3 year annualized return	0.2%	-8.8%
5 year annualized return	1.1%	-4.6%
Volatility (St. deviation)*	2.3%	5.3%
Duration	3.1	
YTM	4.6%	
Sharpe ratio**	1.3	0.3

FUND MANAGER COMMENT

October was a very positive month for INVL Emerging Europe Bond subfund as it returned 0.9%, outperforming the benchmark index which appreciated by 0.3%, and further extended its year-to-date lead to 2.2% (8.4% vs 6.2% respectively). As a result of its sustained outperformance of the market, the fund has been recognized by Citywire, which awarded its managers the highest possible AAA rating.

In October, shifts in various U.S. presidential election polls began to favor Donald Trump, raising market expectations of potential policy changes, such as higher tariffs, lower corporate taxes and increased budget deficits. These prospects stoked inflation fears, pushing U.S. government bond yields up by approximately 0.5%. In contrast, European yields remained relatively stable, with the region's inflation rate at a modest 1.7% year-on-year in October, supporting expectations for continued interest rate cuts by the ECB. However, this trend did not carry over to Central and Eastern Europe's largest economies—Poland, Romania, and Hungary—where persistent inflation led central banks to hold rates steady. Furthermore, following September's credit rating upgrades for Croatia, Moldova, and Montenegro, credit agencies continued the positive momentum in the region, with Serbia receiving its first investment-grade rating from S&P (upgraded to BBB-) and Albania upgraded by Moody's from B1 to Ba3.

During the month the fund added one new position to its portfolio – bonds of a Polish real estate developer and operator MLP Group. The company has a high quality portfolio of logistics assets, conservative loan-to-value ratio of below 40% and good track record of tenant retention. The bond, which is certified as a green issue, was priced at 6.125% yield at the time of issue which we see as attractive for a quality issuer. Also, we took profit in the bonds of Cetin Group, as the yield contracted below 3.5%, signifying that the investment idea had materialised. Other trades were targeted at prolonging portfolio duration, while also gaining some yield pick-up, by switching to later maturity bonds of the same issuer. Overall, the fund maintains lower interest rate sensitivity than the benchmark (3.1 and 4.1 duration respectively) while having higher yield to maturity (4.6% vs 4.4% respectively).

**Standard deviation is used to measure risk. Standard deviation is an indicator that measures how strongly fund's daily return deviates from its mean. The lower the standard deviation the lower the fund's risk. The standard deviation value corresponds to the period shown in the historical returns graph.*

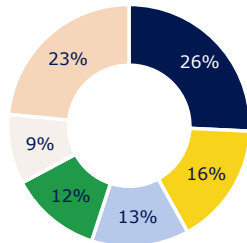
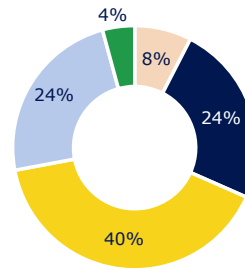
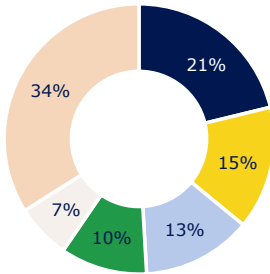

***Sharpe ratio measures the performance of an investment compared to a risk-free asset, after adjusting for its risk. The greater a portfolio's Sharpe ratio, the better its risk-adjusted performance. Sharpe ratio value corresponds to the period shown in the historical returns graph.*

****Benchmark index (since 30 November 2023):*

50% Bloomberg Pan Euro EM: Europe Total Return Index Unhedged EUR (I04339EU Index)

40% Bloomberg Pan-European High Yield (Euro) TR Index (I02501EU Index)

10% European Central Bank ESTR OIS Index (OISESTR Index)

BREAKDOWN OF INVESTMENTS

BY SECTOR

BY DURATION

BY COUNTRY

TOP 10 PORTFOLIO HOLDINGS

AKRPLS 2 7/8 06/02/26	Real Estate	4.8%
PEPGRP 2028s	Consumer Discretionary	4.6%
EPEN 6.651 11/13/28	Utilities	3.8%
ARAGVI 8.45 04/29/26	Consumer Staples	3.8%
MACEDO 1 5/8 03/10/28	Government	3.8%
SNSPW 2 1/2 06/07/28	Materials	3.7%
GWILN 6 1/4 03/31/30	Real Estate	3.7%
TVLRO 30s	Financials	3.2%
LITHUN 28	Government	3.2%
BCRBK 7 5/8 05/19/27	Financials	3.0%

The Fund does not have exposure to Russian and Belarusian bonds

REASONS TO INVEST

- Combination of only hard currency (EUR or USD) sovereign and corporate debt ensures attractive yield, while limited credit and duration risk provides for low volatility.
- Fund maintains average investment grade credit rating. Lower government debt levels – Central and Eastern Europe 53%, Eurozone 90% (as of the end of Q3 2023).
- Active share of over 80% (creating value through off-benchmark picks, participation in primary issues, inefficiencies in the market).
- Historical Sharpe ratio exceeding 1 places the fund among the best Emerging Europe bond funds in the world by risk-adjusted returns.

COMPANY

SB Asset Management is the investment management company of Šiaulių bankas group. The team of experienced investment managers is one of the largest and most capable in the Baltic States and has been managing clients' assets since 2003. Investment managers make investment decisions on behalf of more than EUR 1.5 billion of clients assets.

Investment managers are guided by the principles of long-term investing and fundamental investment analysis while specializing in Central and Eastern European equity and bond markets. The team flexibly take advantage of investment opportunities that arise in the markets. The managers' expertise is proven by consistently high ratings in international fund rankings.

CONTACT
SB Asset Management

Gyneju 14, 01109 Vilnius, Lithuania

+370 37 301 337

info@sb.lt

http://www.sb.lt

Performance presented in the factsheet represents only fund's past performance results, which is no guarantee for future results. Investment return and principal value will fluctuate, so your investments may have a gain or loss. Current today's performance may be higher or lower than that quoted in the factsheet. The Management Company does not guarantee fund's performance results or ensure profit against loss. Please visit www.sb.lt for most recent month-end performance.

Before investing, please consider the funds' investment objectives, risks, and fees applied. To obtain more information about the fund, please visit www.sb.lt, where you can find fund's key facts, NAV's, Rules, Prospectus and KIID which contain this and other important information.

All funds presented in the factsheet has benchmark. Benchmark indexes and their composition is selected to more accurately reflect the fund's investment strategy, defined in fund Rules and Prospectus.

All information and review of funds' past performance results cannot be considered as personal recommendation to invest in investment funds, managed by SB Asset Management. Any information presented herein cannot be part or included in any transaction or agreement whatsoever. While this review was prepared and concluded based on the content of reliable sources, SB Asset Management is not responsible for any inaccuracies or changes in such information, including losses that may occur when investments are made based on information presented herein.

Breakdown of top holdings and investment characteristics is based on a look-through approach using feeder fund's investment into master fund.